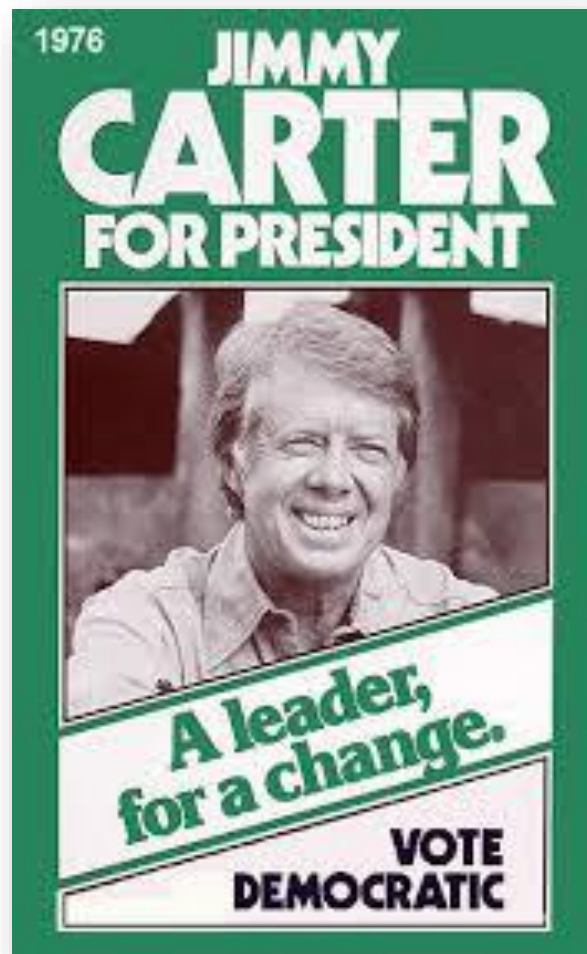


Vote for Me!

Election activities about running for President with a special emphasis on Georgia's very own President Jimmy Carter and the 1976 Presidential Campaign.



Elaborated Unit Focus

With a focus on Jimmy Carter and the 1976 presidential election, students will learn about the election process and campaign strategies used by candidates.

Connection to Connecting Theme/Enduring Understandings

Beliefs and Ideals: The student will understand that the beliefs and ideals of a society influence the social, political, and economic decisions of that society. Kid-friendly version: People's ideas and feelings influence their decisions.

Distribution of Power: The student will understand that distribution of power in government is a product of existing documents and laws combined with contemporary values and beliefs. Kid-friendly version: Laws and people's beliefs help decide who gets to make choices in government.

Individuals, Groups, and Institutions: The student will understand that the actions of individuals, groups, and/or institutions

affect society through intended and unintended consequences. Kid-friendly version: What people, groups, and institutions say and do can help or harm others whether they mean to or not.

GSE for Social Studies (standards and elements)

SS2CG2 Identify the following elected officials of the executive branch and where they work

- a. President (leader of our nation) and Washington, D.C. – White House
- b. Governor (leader of our state) and Atlanta, GA – State Capitol Building
- c. Mayor (leader of a city) and city hall

SS2CG3 Give examples of how the historical figures in SS2H1 demonstrate positive citizenship traits such as: honesty, dependability, trustworthiness, honor, civility, good sportsmanship, patience, and compassion.

- f. Jimmy Carter (leadership and human rights)

S3CG1 Describe the elements of representative democracy/republic in the United States.

- a. Describe the three branches of national government: executive (president), legislative (Congress), and judicial (Supreme Court of the United States).
- b. Describe the three branches of state government: executive (governor), legislative (Georgia General Assembly), and judicial (Supreme Court of Georgia).
- c. State the main responsibility of each branch: executive (enforcing laws), legislative (making laws), judicial (determining if laws are fair).

SS3CG2 Explain the importance of Americans sharing certain central democratic beliefs and principles, both personal and civic.

- a. Explain the necessity of respecting the rights of others and promoting the common good.
- b. Explain the necessity of obeying reasonable laws/rules voluntarily and explain why it is important for citizens in a democratic society to participate in public (civic) life (staying informed, voting, volunteering, and communicating with public officials).

Connection to K-5 GSE for ELA/Science/Math

ELAGSE3RI4: Determine the meaning of general academic and domain-specific words and phrases in a text relevant to a grade 3 topic or subject area.

ELAGSE3RI7: Use information gained from illustrations (e.g., maps, photographs) and the words in a text to demonstrate understanding of the text (e.g., where, when, why, and how key events occur).

ELAGSE3RI9: Compare and contrast the most important points and key details presented in two texts on the same topic.

ELAGSE3SL1: Engage effectively in a range of collaborative discussions (one-on-one, in groups, and teacher-led) with diverse partners on grade 3 topics and texts, building on others' ideas and expressing their own clearly.

c. Ask questions to check understanding of information presented, stay on topic, and link their comments to the remarks of others.

d. Explain their own ideas and understanding in light of the discussion.

ELAGSE3W1: Write opinion pieces on topics or texts, supporting a point of view with reasons.

a. Introduce the topic or book they are writing about, state an opinion, and create an organizational structure that lists reasons.

b. Provide reasons that support the opinion.

c. Use linking words and phrases (e.g., because, therefore, since, for example) to connect opinion and reasons.

d. Provide a concluding statement or section.

ELAGSE3W5: With guidance and support from peers and adults, develop and strengthen writing as needed by planning, revising, and editing.

ELAGSE3RI9: Compare and contrast the most important points and key details.

ELAGSE3W7: Conduct short research projects that build knowledge about a topic.

ELAGSE3W8: Recall information from experience or gather information from print and digital sources; take brief notes on sources and sort evidence into provided categories.

Essential Questions/Enduring Understandings

- 1. What beliefs and ideals have shaped the way our government is organized?
- 3. Why do we have three branches of government?
- 4. How do we become active citizens?
- 5. Why should Americans participate in the voting process?
- 6. What strategies do candidates use when running for elected office?
- 7. What character traits do effective government leaders share?

Background/Discussion

How Elections Work

Elections can be complicated things, especially when you are talking about a nationwide election like the president. Candidates have large teams of people working for them who try to convince voters to vote for them. They use statistics and polls to determine what people like and try to say and do the right things to get elected. Candidates run ads on TV, hand out buttons, give speeches, and have debates to let people know why they will be the best person for the job.

Who can Vote?

When the US government was first formed only white men over the age of 21 could vote. This was changed over the years to include everyone regardless of race or gender. Today anyone who is a citizen and is over the age of 18 can vote.

Why is voting Important?

It's important that each person vote and get their voice to be heard. Even though it may seem to not make a difference as your vote is one in millions, it's important that each citizen cast their vote.

What do we vote on?

In elections in the United States we mostly vote for people who are going to represent us in the government. This could be in a wide variety of positions, but usually we vote for someone who we think is going to vote and work for issues we find important. People who think like us. This way our opinion and viewpoint is represented in the government.

How the President is Elected

You may think that the President of the United States is just voted on by all the people in the country and then the person with the most votes wins. But it's not that simple. The president is elected by something called the Electoral College.

The Electoral College

Each state has a certain number of delegates in the Electoral College based on the population of the state. During the election, when one person wins the popular vote in a state, then they win all the electoral votes for that state (the exception being Nebraska and Maine who apply electoral votes per each Congressional District). Once all the votes are in, if one candidate has a majority of electoral votes, then they win the election and become president.

Who Can Run for President?

According to the United States Constitution, a Presidential election is to be held once every fourth year. To be able to run in an election for President one must be 35 years old, a natural born citizen of the United States, and a resident of the United States for at least 14 years. These qualifications are established in Article II, Section 1 of the Constitution.

1976 Presidential Election

Jimmy Carter was 52 years old when he ran for President in 1976. He was a natural born citizen and had lived in the United States of America his entire life, so he met the qualifications to run for President of the United States. He announced his candidacy in Atlanta but chose to set up his campaign headquarters in his hometown of Plains, Georgia. He traveled across the country to meet people and ask them for their votes, but he always came back home to Plains.

Learn more about Plains and the Depot Campaign Headquarters by clicking this link:

https://www.youtube.com/watch?v=8p6_IWoy_jQ

Learn more about Jimmy Carter's Presidential Campaign by clicking this link:

https://www.youtube.com/watch?v=xL_pupKP7Cs

Campaigning for Political Office:

People who run for a political office are called candidates. During the weeks before an election is held, candidates describe what they plan to do if they are elected. The candidates make speeches about their ideas. They may promise to work on changing laws they do not like or passing new ones. Candidates make campaign posters, buttons, and even T.V. commercials to let voters know about their ideas and promises.

Voters listen to these ideas and promises. Then they decide which candidates they think are the best. On Election Day, voters go to a polling place to vote. They vote by filling out a paper form or by using a computer.

At the end of every Election Day, votes are counted. The winning candidates are announced. Soon, the winners will get their chance to do the things they promised to do.

When Jimmy Carter was a candidate for President, he made promises to do his best, be truthful, and fight for a better education for all students. People wore campaign buttons and t-shirts with slogans to show their support for Jimmy Carter.

For more information about campaign memorabilia, visit the docsteach.org link below:

https://www.docsteach.org/topics/election?goal=0_c35d12af24-05527e9e4c-54198269&mc_cid=05527e9e4c&mc_eid=4fb397aebc

Activity#1:

Read:

Suggested Books:

If I Ran for President (written by- Lonnie Chavis)

<https://www.youtube.com/watch?v=jYtFJfI9KMA>

Grace for President (written by- Kelly DiPucchio)

<https://www.youtube.com/watch?v=a2DUZpaLhfE&list=PL0PE1OVfRIs1oIBzB0dpADCDjpw4J45Is&index=3&t=0s>

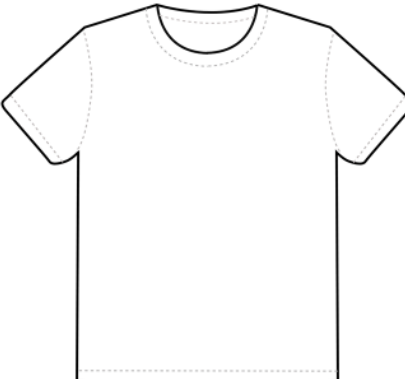
Duck for President (written by- Doreen Cronin)

<https://www.youtube.com/watch?v=VQKtV3bed0c>

If you were a candidate for President, what would you want people to know about you? Why would you make a great president? What would your campaign slogan be?

Complete the worksheet activity. (attached)

Vote For Me !

<p>Three things that are GREAT about Me !</p> <p>1. _____</p> <p>2. _____</p> <p>3. _____</p>	<p>Design your campaign t-shirt</p> 
---	--



Activity #2: Making Campaign Buttons

If you were a candidate for President, what would you want people to know about you? What would you put on your button?

Today you will design and make a campaign button.

1-The first thing you will need to do is design your button on the practice paper provided. You can use the same slogan that you put on your t-shirt in the previous activity.

2-When you are ready, you will then draw your design on the paper circle. Use your pencil first and then add the color to make sure you are satisfied with your design. Turn your design in to your teacher.

3-Your teacher will send your design to the Jimmy Carter National Historic Site. We will make a button for you and return it to your teacher.

Materials:

Drawing paper (1 per student)

Crayons/Markers/ Colored Pencils

Button Template circle:

Teachers please draw button circles with these dimensions to ensure that your students designs will fit our button maker.

<https://www.tecre.com/sft629/button-making-supplies-round-layout-instructions.pdf>

or:

You can order button circles from the JCNHS Education Program. We will provide you with a pre-paid envelope to mail your completed designs. The buttons will be mailed back to your students upon completion. Email your requests to: marle_usry@partner.nps.gov

Schedule a Personalized Virtual Tour

To schedule a ranger-led virtual tour of the Jimmy Carter Campaign Headquarters for your classroom, please contact:

Marle Usry

marle_usry@partner.nps.gov

A National Park Service Ranger will take your students on a personalized virtual tour of the Depot Campaign Headquarters in downtown Plains, Georgia. Students can ask questions about the 1976 Presidential Campaign and President Carter.



Vote For Me !

Three things that are GREAT about Me !

1. _____

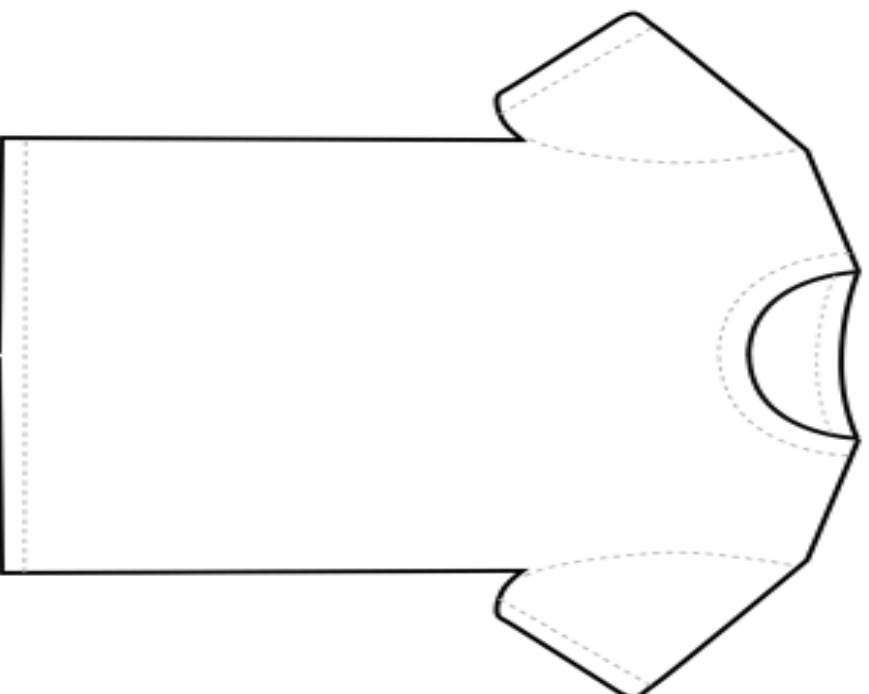
2. _____

3. _____

I would make a GREAT President

Because..

Design your campaign t-shirt

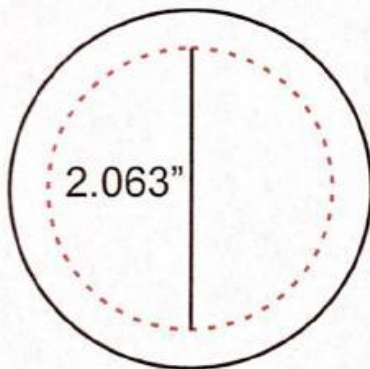
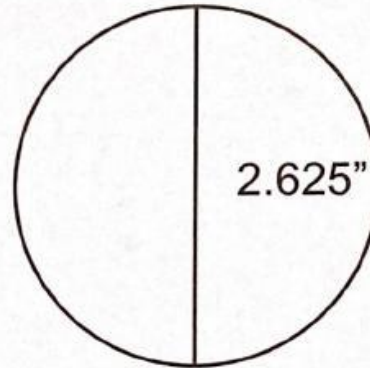




W5747 Lost Arrow Road • Fond du Lac, WI 54937 • Ph(920)922-9168 • F(920)922-1429
www.tecre.com

Explanation of a Graphic Layout for the Round Button Maker Machine

When making a round button the first circle you want to make is the outer graphic edge or the "cut line". In this case for a 2-1/4" button the cut line is 2.625".



The second measurement is the live graphic area. This is the area that you will see on the face of the button. For a 2-1/4" the live graphic area is 2.063", as shown by the dashed line.

You want to keep any graphic, text or important part of a picture within this area so that it does not wrap around the edge of the button.

The area between the dashed line and solid line is the "bleed area". This is the area that wraps around the edge of the button onto the back.

