

Full STEAM Ahead at the Jimmy Carter National Historic Site



Jimmy Carter National Historic Site

The Boyhood Farm was owned by Earl Carter, Jimmy's father, from 1928 until the late 1940s. Jimmy Carter lived here from the age of four until he departed for college. The farm is restored to its appearance before electricity was installed in 1938. Students learn about President Carter's childhood as they spend a day on the farm participating in standards-based, cross-curricular activities. We invite you to join us in person or utilize our STEAM classroom activities as you learn about the life and legacy of Georgia's own President Jimmy Carter !



Examples of STEAM Jimmy Carter National Historic Site Field Trip Activities

CARTER FARM MATH

Mr. Earl is preparing the family garden for Spring planting. He will need 4 separate garden plots for his vegetables. Find the area of each plot. Which two have a combined total area of 1,000 sq. ft. ?

32 ft.

15 ft.

A

Area _____ Square Feet

36 ft.

13 ft.

B

Area _____ Square Feet

12 ft.

35 ft.

C

Area _____ Square Feet

14 ft.

38 ft.

D

Area _____ Square Feet

These are some of the fruits and vegetables that grew in the Carter's garden?

Sweet Potatoes

Collards

Squash

Green Beans

Tomatoes

Bell Peppers

Okra

Butter Beans

Watermelon

Each of these objects can be found on the Carter farm. Explain how force is used to make the objects work.

52P2. Obtain, evaluate, and communicate information to explain the effect of a force (a push or a pull) in the movement of an object (changes in speed and direction).

Fence Line

Barnyard

Carter House

Garden

Clark House

Blacksmith Shop

Use your observation skills as you walk around the Carter farm to discover evidence of erosion. Write the cause of the erosion and where it was found.

Wind

Water

Human

Temperature

Living Organisms

Please check out the following links to videos and activities for classroom use.

Pre-K-5th grade STEAM Activities

Links can also be found at www.jimmycartereducation.org

Discovery Journal- Cross curricular Jimmy Carter Activities

https://f1aa841a-6b69-4b98-8f6c-8c9a48b56a28.filesusr.com/ugd/682dc5_864f9a435edf49b0aefabbad75bbd319.pdf

Math on the Farm

https://f1aa841a-6b69-4b98-8f6c-8c9a48b56a28.filesusr.com/ugd/682dc5_4aac151a41d743b496ffa52631fa3fff.pdf

Clean Hands Healthy School

https://f1aa841a-6b69-4b98-8f6c-8c9a48b56a28.filesusr.com/ugd/682dc5_3cfc2fc7b1a6481cb26bc6d44d53d4ed.pdf

NPS Junior Ranger Activity Book

<https://www.nps.gov/jica/learn/kidsyouth/beajuniorranger.htm>

Plains, Peanuts, and Pollinators

<https://jimmycarterinfo.files.wordpress.com/2016/03/carterbutterflygardencurriculum.pdf>

Virtual Classroom Video Resources

https://f1aa841a-6b69-4b98-8f6c-8c9a48b56a28.filesusr.com/ugd/682dc5_5b39f5c4fdc6435aa02ede1f81634c52.pdf

Jimmy Carter University Video Library

https://f1aa841a-6b69-4b98-8f6c-8c9a48b56a28.filesusr.com/ugd/682dc5_9d3a5d739370426d811a0b15d8987069.pdf

Secret Life of Objects


https://f1aa841a-6b69-4b98-8f6c-8c9a48b56a28.filesusr.com/ugd/682dc5_833912ad95294d56acc666545cb5f29e.pdf

Jimmy Carter Had a Farm

https://f1aa841a-6b69-4b98-8f6c-8c9a48b56a28.filesusr.com/ugd/682dc5_0ed08e0787354334aa633247c954d633.pdf

Second Grade cross-curricular unit parts 1&2

<https://www.jimmycartereducation.org/academics>



Fighting Disease

https://www.cartercenter.org/documents/teacher_resource_ctr/middle/grade7_fighting_disease.pdf

Solar Powered Plains

https://f1aa841a-6b69-4b98-8f6c-8c9a48b56a28.filesusr.com/ugd/682dc5_7f57f25221884d72bbb788287ed44b37.pdf

Eliminating River Blindness

https://www.cartercenter.org/documents/teacher_resource_ctr/middle/grade6_eliminating_rb.pdf

6th-12th grade STEAM Activities

Hunger in Africa

https://www.cartercenter.org/documents/teacher_resource_ctr/middle/grade7_hunger_africa.pdf

Carter Center in Africa

https://www.cartercenter.org/documents/teacher_resource_ctr/high/tcc_subsaharan_africa.pdf

Video Resources

https://f1aa841a-6b69-4b98-8f6c-8c9a48b56a28.filesusr.com/ugd/682dc5_5b39f5c4fdc6435aa02ede1f81634c52.pdf

https://f1aa841a-6b69-4b98-8f6c-8c9a48b56a28.filesusr.com/ugd/682dc5_9d3a5d739370426d811a0b15d8987069.pdf

Let the Jimmy Carter National Historic Site come to You !


Jimmy Carter
National Historic Site

U.S. Department of the Interior
National Park Service





**JIMMY CARTER
NATIONAL HISTORIC SITE**
Distance Learning Opportunities



The education staff at the JCNHS is committed to sharing the life and legacy of President Jimmy Carter, with every student in Georgia. We are also committed to insuring the health and safety of students, teachers, and park staff. Due to the uncertainty of on-site field trips, we are developing virtual learning opportunities for the 2020-2021 school year.

A virtual learning library of K-12 resources from our archives can be found on our education website .


www.jimmycartereducation.org



We also invite teachers to schedule "Ranger Talks" for your students. "Ranger Talks" can be customized to your classroom needs utilizing primary resources from the JCNHS museum to compliment your U.S. History, Georgia History, Government or elementary curriculum about President Carter .

To schedule your virtual learning opportunity, please contact:

Marle C. Usry
JCNHS Education Program Specialist
Marle.Usry@doe.k12.ga.us
marle_usry@partner.nps.gov



*We look forward to being your
VIRTUAL Partner in Education.*

A woman with blonde hair and glasses, wearing a blue polo shirt with a logo, stands in a museum. She is being filmed by a camera mounted on a gimbal, which is held by a man whose back is to the camera. In the background, there are museum exhibits, including a large photo of a group of people and a sign that says "Taking a Stand".

For more information, please visit

www.jimmycartereducation.org